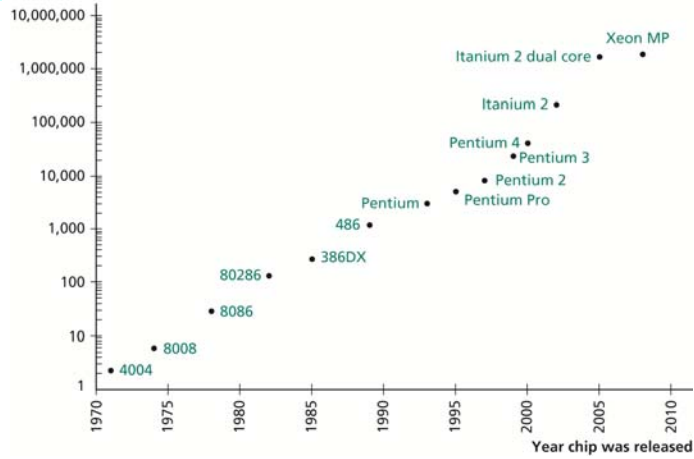


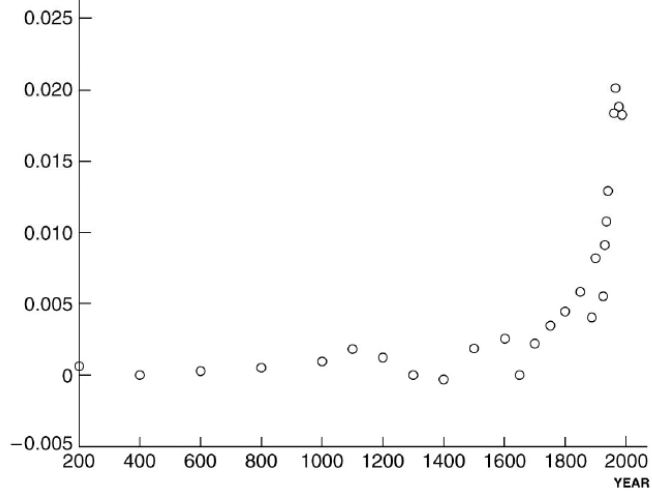
인텔CPU칩으로 본 무어의 법칙

Transistors per chip (thousands, ratio scale)

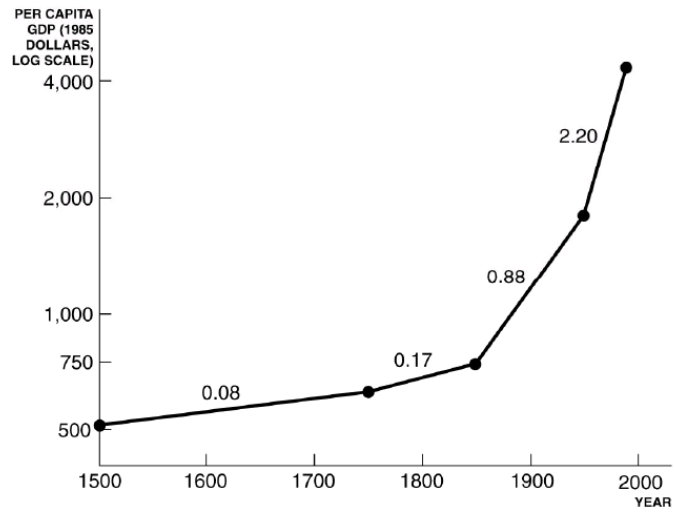


세계인구의 증가 : 1-1990

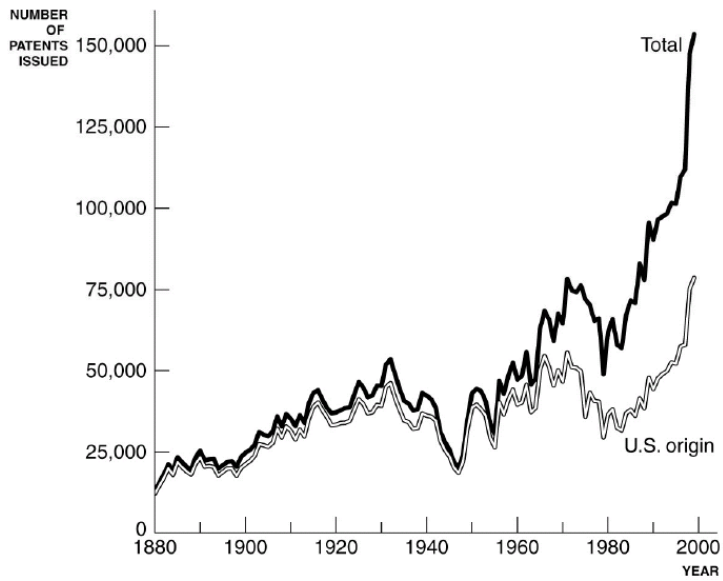
AVERAGE ANNUAL POPULATION GROWTH RATE



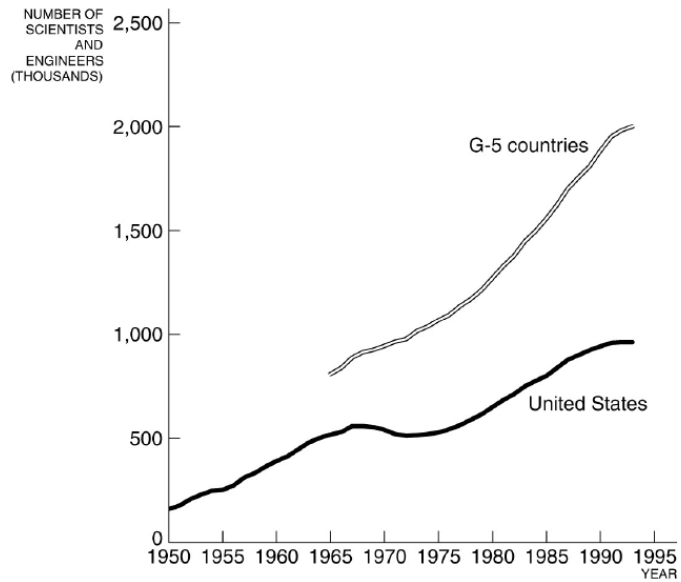
세계일인당 GDP의 증가 : 1500-1990



미국국제특허등록: 1880-1990



G-5 과학자 및 엔지니어 수: 1950-1990



미국국제특허 수 및 100만명당 특허수: 2010

Country	Patents	Patents per Million Residents
Taiwan	9,635	418.5
Japan	46,978	368.2
Israel	1,917	260.7
Finland	1,232	234.4
Switzerland	1,889	247.8
Sweden	1,594	175.7
South Korea	12,508	257.2
Germany	13,633	167.0
Canada	5,513	163.3
Hong Kong	716	101.0
Singapore	633	123.2
Luxembourg	44	88.4
Denmark	766	138.9
Netherlands	1,919	115.8
Iceland	25	80.9
Austria	905	110.2
Australia	2,079	96.6
Belgium	896	86.0
France	5,038	77.8
Norway	448	93.8
United Kingdom	5,038	80.8
Ireland	275	59.5
New Zealand	232	51.6
Italy	2,254	37.1

Source: U.S. Patent and Trademark Office, http://www.uspto.gov/web/offices/ac/ido/oeip/lat/csl_pat.htm